



Cynthia's Crowd Favorites Jam & Sing Along Songbook

Song List

1. Brown Eyed Girl
2. Can't Take My Eyes Off You (kazoo!)
3. Creep
4. Dancing in the Moonlight
5. Don't Stop Believin'
6. Friday I'm in Love
7. Havana
8. Hey Jude
9. I'm Yours
10. Island Style
11. The Lion Sleeps Tonight
12. Love Me Do
13. Proud Mary
14. Somewhere Over the Rainbow
15. Stand By Me
16. Three Little Birds
17. What's Up?

Aloha, uke friends!
Here's a curated selection of mostly easy jam songs that have always proven to be crowd pleasers.

In a jam, I encourage you to play at the level that's comfortable for you. Strum the chords you know, and feel free to take breaks and just sing along. Enjoy the music, and **HAVE FUN!** 🥰

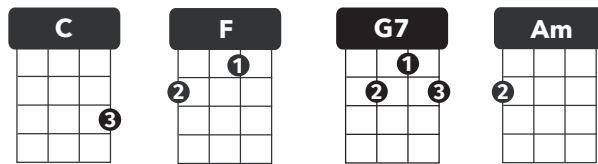
Find links on each song page for tutorials and practice play-along videos, or visit my site ukulele101.com and search my [Youtube/@cynthialinmusic](https://www.youtube.com/@cynthialinmusic). Join my online community at patreon.com/cynthialin for monthly live jams and lessons.

Let's jam!
xo Cynthia

BROWN EYED GIRL

by Van Morrison, 1967

Ukulele arrangement by Cynthia Lin, <http://cynthialin.com/ukulele>
 Watch the Play-Along on [YouTube](#) | Watch the [Beginner Uke Tutorial](#)



INTRO x 2

	C	F	C	G7/
A	-----	-----	-----	-2-----2-3-5-
E	-0-1-3--1-0--	-5-7-8--7-5--	-0-1-3--1-0--	-1-----
C	-0-2-4--2-0--	-5-7-9--7-5--	-0-2-4--2-0--	-2-----
G	-----	-----	-----	-----

VERSE

	C	F	C	G7
	Hey, where did we go		days when the rain came	
	Down in the hollow		playing a new game	
	Laughing, and a-running, hey, hey	Skipping and a jumping		
	in the misty morning fog with	our hearts a thumpin'		

CHORUS

	F	G7	C	Am		F	G7	C	G7
	and you,	my brown eyed girl				You, my	brown eyed girl		

VERSE

	C	F	C	G7
	Whatever happened		to Tuesday and so slow	
	Going down to the old mine With a	transistor radio		
	Standing in the sunlight laughing	Hide behind a rainbow's wall		
	Slipping and a sliding	All along the waterfall		

CHORUS

	F	G7	C	Am		F	G7	C	→
	with you,	my brown eyed girl				You, my	brown eyed girl		

BRIDGE

	G7	G7	G7//
	Do you remember when		we used to sing

BREAK

	C	F	C	G7
	Sha la la	la la la la	la la la la	te da
	Sha la la	la la la la	la la la la	te da
			la te da	HOLD C C

VERSE

	C	F	C	G7
	So hard to find my way		Now that I'm all on my own	
	I saw you just the other day,	My, how you have grown		
	Cast my memory back there Lord	Sometimes I'm overcome thinking about it		
	Playing uke in the green grass	Behind the stadium		

CHORUS

	F	G7	C	Am		F	G7	C	→
	with you,	my brown eyed girl				You, my	brown eyed girl		

REPEAT BRIDGE - BREAK x 2 - END C/

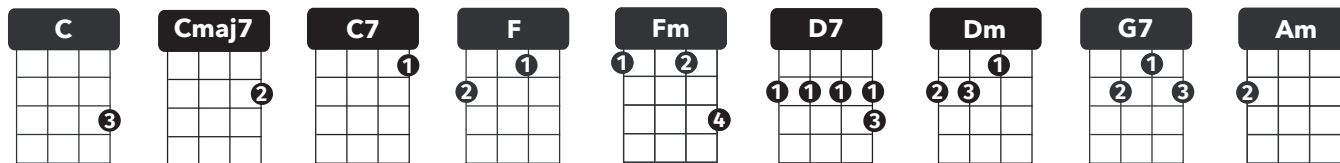
CAN'T TAKE MY EYES OFF YOU

by Bob Crewe + Bob Gaudio, 1967 - recorded by Frankie Valli, Lauryn Hill

Watch on YouTube: <http://bit.ly/ILYBabyPlayAlong>

Link to Patreon Lesson: <http://bit.ly/ILYBabyPatreonLesson>

Ukulele arrangement by Cynthia Lin, <http://cynthialin.com/ukulele>



1 2 3 4

beg: basic rock strum: [D d D du - D d D du] per chord

int: extended rock strum: [D d D dU - ud - dudu]

adv: pump-mute on 2: [D d D/ dU - ud - dudu]

VERSE 1

You're just too	C	good to be true,	can't take my	Cmaj7	eyes off of you
You'd be like	C7	heaven to touch,	I wanna	F	hold you so much
At long last	Fm	love has arrived	and I thank	C	God I'm alive
You're just too	[D7 - Fm]	good to be true,	can't take my	C	eyes off of you

VERSE 2

Pardon the	C	way that I stare,	there's nothin'	Cmaj7	else to compare
The sight of	C7	you leaves me weak,	there are no	F	words left to speak
But if you	Fm	feel like I feel,	please let me	C	know that it's real
You're just too	[D7 - Fm]	good to be true,	can't take my	C	eyes off of you
					C/ X X X I love you

CHORUS

(I love you) baby	Dm	and if it's	G7	quite alright	I need you,	Cmaj7	Am	baby to warm the	lonely night
I love you, baby		Trust in me when I		say					
Oh pretty baby,		don't bring me down		I pray,	Oh pretty	Cmaj7	Am//	baby Now that I've found you,	stay
And let me love you,	Dm	let me love you	G7	oh baby					

REPEAT VERSE 1

OPTIONAL HORN BREAK

Dm	G7	Cmaj7	Am	
Dm	G7	Cmaj7	Am	Am/ X X X
				I love you

REPEAT CHORUS -> LAST TIME

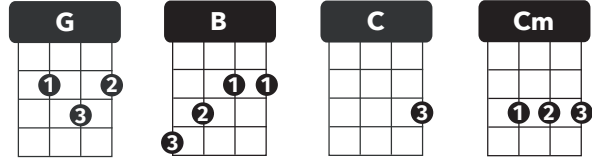
And let me	Dm//	//	//	//	G7/	G7/	END	Cmaj7/	oh baby
love you baby				let me	love you				

CREEP

by Radiohead, 1992 // Watch the [Tutorial](#) and [Play-Along](#) on YouTube
 Ukulele arrangement by [Cynthia Lin](#), as played on Cynthia's album [Ukulele Days](#)

in my fingerpicking notation, 1 = thumb, 2 = index finger, 3 = middle finger, 4 = ring finger

counts: 1 2 3 4
 fingerpicking pattern: [1 - 2 - (34) - 2]
 downbeat strum: [d d D d]
 4 per chord



VERSE (*pick*)

G	B
When you were here before	Couldn't look you in the eye
C	Cm
You look like an angel	Your skin makes me cry
G	B
You float like a feather	In a beautiful world
C	Cm
I wish I was special	You're so very special

CHORUS (*pick*)

G	B	C	Cm (<i>hold on 3</i>)
But I'm a creep, I'm a weirdo, What the hell am I doin' here? I don't belong here			

VERSE (*strum*)

G	B	C	Cm
I don't care if it hurts, I wanna have control		I wanna perfect body, I want a perfect soul	
G	B	C	Cm
I want you to notice, When I'm not around		You're so very special, I wish I was special	

CHORUS (*strum*)

G	B	C	Cm
But I'm a creep, I'm a weirdo, What the hell am I doin' here? I don't belong here, oh oh			

BREAK (*strum*)

G	B	C	Cm
She's running out again, She's running out, She runs runs runs			
G	B	C	Cm (<i>hold on 3</i>)
ruuuuuuu-uns		Ruuuuuuu-un	

VERSE (*pick*)

G	B	C	Cm
Whatever makes you happy Whatever you want, You're so very special, I wish I was special			

CHORUS (*pick*)

G	B	C	Cm (<i>hold on 3</i>)
But I'm a creep, I'm a weirdo, What the hell am I doin' here? I don't belong here			

END

G/ (<i>single strum</i>)
I don't belong here

DANCING IN THE MOONLIGHT

by Sherman Kelly (King Harvest), 1972

Link to YouTube Play-Along: <http://bit.ly/DancingMoonlightPlayAlong>

Link to Beginner Patreon Lesson: <http://bit.ly/DancingMoonlightPatreon>

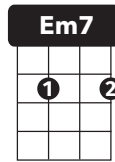
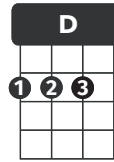
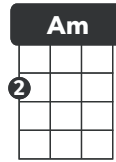
Ukulele arrangement by Cynthia Lin, <http://cynthialin.com/ukulele>

island strum: d du -udu

on split measure [d d - u udu]

or chucking island strum: d Xu -uXu

on split measure [d X - u uXu]



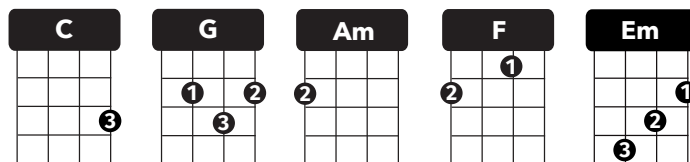
			[d d - u udu]	
INTRO	Am	D	[G - D]	Em7
	Am	D	[G - D]	Em7/
VERSE1	Am	D	[G - D]	Em7
	We get it	on most every night	when that	moon gets big and bright
	It's a super	natural delight	everybody was	dancing in the moonlight
BREAK	Am	D	[G - D]	Em7/
VERSE2	Am	D	[G - D]	Em7
	Everybody	here is out of sight	they don't bark and	they don't bite they keep
	things loose they	keep things light,	everybody was	dancing in the moonlight
CHORUS	Am	D	[G - D]	Em7
	Dancing in the moonlight	everybody's	feeling	warm and bright
	It's such a	fine and natural sight,	everybody's	dancing in the moonlight
BREAK	Am	D	[G - D]	Em7/
VERSE3	Am	D	[G - D]	Em7
	We like our	fun and we never fight,	you can't dance and	stay up- tight It's a super-
	natu-	ral delight	everybody was	dancing in the moonlight
CHORUS x 2	Am	D	[G - D]	Em7
	Dancing in the moonlight	everybody's	feeling	warm and bright
	It's such a	fine and natural sight,	everybody's	dancing in the moonlight
BREAK	Am	D	[G - D]	Em7/
VERSE1	Am/	D/	[G/ - D/]	Em7/
	We get it	on most every night	when that	moon gets big and bright
	It's a super	natural delight	everybody was	dancing in the moonlight
CHORUS x 2	Am	D	[G - D]	Em7
	Dancing in the moonlight	everybody's	feeling	warm and bright
	It's such a	fine and natural sight,	everybody's	dancing in the moonlight
LAST TIME			[G/ - D/]	Em7/
		everybody's	dancing	in the moonlight

DON'T STOP BELIEVIN'

by Journey, 1981

Watch the [YouTube Play-Along](#) | Watch the [June 2023 Patreon Lesson](#)

Ukulele arrangement by Cynthia Lin, <http://cynthialin.com/ukulele>



fingerpicking: [(134) - 2 - (34) - 2 - (34) - 2 - (34) - 2] per chord

chucking island strum: [D- Xu -u Xu] x 1 per chord, X = chuck

INTRO (*pick*) or SOLO1

	C	G	Am	F	C	G	Am	F
A	-----	----0-2-0	----2-3--	----2-3--	-----	----0-2--	-----	-----
E	-----0-3	-----	-----1	-----	-----0-3	-----0	-----0-1	-----
C	--0--2--	-----	-----	-----0	--2--	-----	-----	-----
G	-----	-----	-----	-----	-----	-----	-----	-----

VERSE (*pick*)

C	G	Am	F
Just a	small town girl,	living in a	lonely world
C	G	Am	F
She took the	midnight train going	anywhere	
C	G	Am	F
Just a	city boy,	born and raised in	south Detroit
C	G	Am	F
He took the	midnight train going	anywhere	

BREAK (*pick*) or SOLO1

C	G	Am	F		C	G	Am	F
---	---	----	---	--	---	---	----	---

VERSE (*pick*)

C	G	Am	F
A singer in a	smoky room,	smell of wine and	cheap perfume
C	G	Em (<i>hits - soft</i>)	F (<i>hits - build</i>)
For a smile they can	share the night, it goes	on and on and	on and on

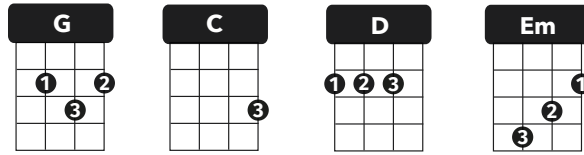
PRE-CHORUS (*strum*)

F	F	C	C
Strangers	waiting	up and down the	boulevard
F	F	C	C
Their	shadows	searching in the	night
F	F	C	C
Streetlights,	people,	living just to	find emotion
		1 & 2 & 3 & 4 &	- 1 & 2 & 3 & 4 &
F	F	[G/ C/	G/ - C/ F/]
Hiding	somewhere in the	night	(<i>flip to page 2</i>)

BEGINNER JAM

FRIDAY I'M IN LOVE

by The Cure



ISLAND STRUM

TIMING: one island strum per chord

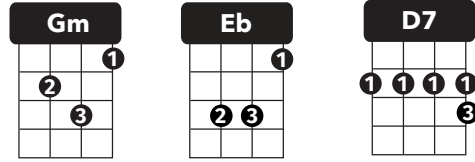
VERSE 1	G I don't care if	C Monday's blue	G Tuesday's grey and	D Wednesday too		
	Em Thursday I don't	C care about you	G It's Friday	D I'm in love		
	G Monday you can	C fall apart	G Tuesday Wednesday	D break my heart		
	Em Thursday doesn't	C even start	G It's Friday	D I'm in love		
CHORUS	C Saturday	D wait	Em Sunday always	C comes too late	G But Friday never	D hesitate
	G I don't care if	C Monday's black	G Tuesday Wednesday	D heart attack		
VERSE 2	Em Thursday never	C looking back	G It's Friday	D I'm in love		
	G Monday you can	C hold your head	G Tuesday Wednesday	D stay in bed		
	Em Thursday watch	C the walls instead,	G It's Friday	D I'm in love		
	C Saturday	D wait	Em Sunday always	C comes too late	G But Friday never	D hesitate
BRIDGE	Em Dressed up to the	C eyes, it's a wonderful sur	G -prise, To see your	D shoes and your spirits rise		
	Throwin out your	frown, just smilin at the	sound, as sleek as a	sheik spinning round & round		
	Always take a big	bite, it's such a gorgeous	sight To see you	eat in the middle of the night		
	You can never get	enough, enough of this	stuff It's Friday	I'm in love		
VERSE 1	G I don't care if	C Monday's blue	G Tuesday's grey and	D Wednesday too		
	Em Thursday I don't	C care about you	G It's Friday	D I'm in love		
	G Monday you can	C fall apart	G Tuesday Wednesday	D break my heart		
	Em Thursday doesn't	C even start	G It's Friday	D I'm in love		

HAVANA

by Camila Cabello, 2017

Ukulele arrangement by Cynthia Lin, <http://cynthialin.com/ukulele>

Watch the Play-Along and Tutorial on [YouTube](#)



counts: 1 & 2 & 3 & 4 & 1 & 2 & 3 & 4 &
strum breakdown: d X u d u X u u X u u X u
chord pattern: [Gm - Eb] D7

INTRO d X udu X u uXu uXu
[Gm - Eb] D7

CHORUS [Gm - Eb] D7
Ha-vana ooh na na Half of my heart is in
Ha-vana ooh na na He took me back to East
At-lanta na na na All of my heart is in
[Gm - Eb] D7/
Ha-vana, there's somethin' 'bout his manners, Havana

VERSE [Gm - Eb] D7
He didn't walk up with that "how you do-in" (when he came in the room)
He said there's a lot of girls I can do with (but I can't without you)
I'm doin' for-e-ver in a mi-nute (that summer night in June)
and Papa says he got malo in him He got me feelin' like

PRE-CHORUS [Gm - Eb] D7
ooh ooh-ooh-ooh-ooh ooh I knew it when I
met him I loved him when I left him Got me feelin' like
ooh ooh-ooh-ooh-ooh ooh and then I had to
[Gm - Eb] D7/
tell him I had to go oh na na na na na

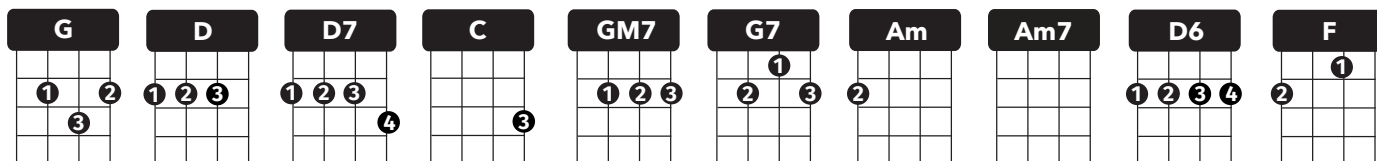
CHORUS [Gm - Eb] D7
Ha-vana ooh na na Half of my heart is in
Ha-vana ooh na na He took me back to East
At-lanta na na na All of my heart is in
[Gm - Eb] D7/ Gm/
Ha-vana, My heart is in Havana, Havana ooh na na

HEY JUDE

by Lennon/McCartney, 1968

Watch [Play-Along Video](#) // Watch the [March 2023 Patreon Live Lesson](#)

Ukulele arrangement by Cynthia Lin, <http://cynthialin.com/ukulele> //



rock strum, 2 per chord :

extended rock strum:

1 2 3 4 1 2 3 4
 D (d) D du | D (d) D du
 D (d) D dU | ud dudu

VERSE

	G	D	D7	G
1.	Hey Jude	don't make it bad	take a sad song	and make it better
2.	Hey Jude	don't be a-fraid	you were made to	go out and get her
3.	Hey Jude	don't let me down	You have found her	now go and get her
4.	Hey Jude	don't make it bad	take a sad song	and make it better

	C	G	D	[G - G/]
1.	Re-member to let her	into your heart,	then you can start to make it better	-->VERSE2
				[G - G/// *GM7/]
2.	The minute you let her	under your skin	then you be-gin to make it better	-->BRIDGE1
3.	Re-member to let her	into your heart,	then you can start to make it better	-->BRIDGE2
4.	Re-member to let her	under your skin	then you be-gin to make it	-->CODA

BRIDGE

G7	[C - G]	[Am - Am7]	D	[G -G///*GM7/]
-----------	------------------	---------------------	----------	-------------------------

1. And anytime you feel the pain, hey Jude re-frain, don't carry the world upon your shoulders
 2. So let it out and let it in hey Jude be-gin, you're waiting for someone to per-form with

G7	[C - G]	[Am - Am7]
-----------	------------------	---------------------

1. For well you know that it's a fool who plays it cool by making
 2. And don't you know that it's just you, hey Jude you'll do, the movement

D	G	[G7 - D]	D/ / {riff: D/ D6/ D7/ D7/}
----------	----------	-------------------	------------------------------------

1. his world a little colder Da da da Da da da Da da da Da -->VERSE3
 2. you need is on your shoulders Da da da Da da da Da da da Da -->VERSE4

CODA	G/ / / / [G/ / - G/]
-------------	-------------------------------

better better better better better better ow!

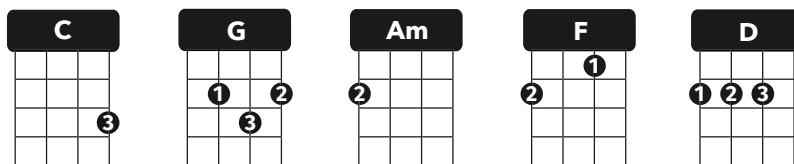
OUTRO x 4

G	F	C	G
Na	na na Na na na na	Na na na na	Hey Jude

LESSON 2

I'M YOURS

by Jason Mraz



1 & 2 & 3 & 4 &

BACKBEAT STRUM: d D | d D | d D | d D

each downstrum now gets a second beat, known as the backbeat

try to control the first downbeat to be quieter so that the emphasis is on the backbeat

TIMING: 4 sets per chord

VERSE 1

C	Well, you done done me and you bet I felt it
G	I tried to be chill but you're so hot that I melted
Am	I fell right through the cracks
F	and I'm trying to get back
C	before the cool done run out I'll be given it my bestest
G	and nothin's gonna stop me but divine intervention
Am	I reckon it's again my turn
F	to win some or learn some

practice singing just the underlined syllables to build your singing-while-playing skills

CHORUS 1

C	G	Am	F
I won't hesi- <u>tate</u>	no more, no <u>more</u> ,	it cannot <u>wait</u>	I'm yours

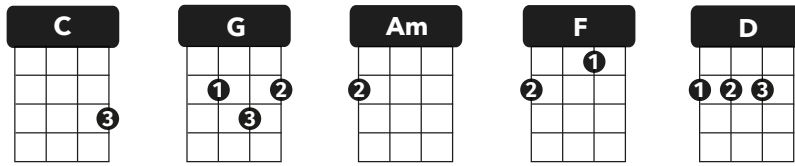
Break: C G Am F

VERSE 2

C	G	
Well open your mind and see like me	open up your plans and then you're free	
Am	F	
look into your heart and you'll find	love love love love	
C	G	
listen to the music of the moment	people dance and sing we're just one big family	
Am	F	D(hold)
It's our god forsaken right to be	loved loved loved loved	Loved

LESSON 2

I'M YOURS (CONTINUED)



CHORUS 2

	C	G	Am	F	D	
	So I	won't hesi- <u>tate</u>	no more, no	<u>more</u> ,	it cannot	<u>wait</u> I'm sure
	There's no	<u>need</u> to	compli- <u>cate</u> ,	our time is	<u>short</u> ,	this is our <u>fate</u> , I'm yours

Break: C G Am F

VERSE 3

	C	G	Am	F
	I've been spending	way too long	checking my tongue	in the mirror
	And	bending over backwards	just to try to see it	clearer
	But my	breath fogged up	the glass	
	And so I	drew a new face	and I laughed	
	I guess what I'll be saying	is there ain't no better	reason	
	To rid yourself of vanities	and just go with the	seasons	
	It's what we aim to do			
	Our name is our virtue			

CHORUS 3

	C	G	Am	F
	I	won't hesi- <u>tate</u>	no more, no	<u>more</u> ,
	it cannot	<u>wait</u>	I'm yours	

VERSE 4

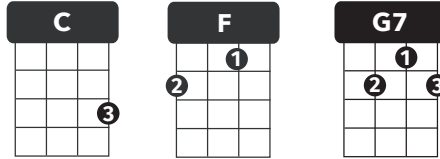
	C	G	F
	Well open your mind and see like me	open up your plans and damn you're	
	look into your heart and you'll find	the sky is yours	
	so please don't please don't please don't,	there's no need to complicate	
	'cause our time is short	This this this is our fate	I'm yours

ISLAND STYLE

by John Cruz, 1996

Watch the [Play-Along on YouTube](#) // Watch the [March 2019 Patreon Beginner Lesson](#)

Ukulele arrangement by Cynthia Lin, <http://cynthialin.com/ukulele>



island strum: 1 per chord; on split measure play [d du - d du]

INTRO **C** **G7** **C** **C**

CHORUS X 2

	F	F	C	C
	On the island,	we do it island style		
	C		G7	C C
	From the mountain to the ocean,	from the windward to the leeward side		

VERSE 1

C	[F - C]
Mama's in the kitchen cooking	dinner real nice
C	[G7 - C]
Beef stew on the stove, lomi	salmon with the ice
C	[F - C]
We eat and drink and we	sing all day
C	[G7 - C]
Kanikapila in the	old Hawaiian way (On the ...)

REPEAT CHORUS

VERSE 2

C	[F - C]
We go grandma's house on the	weekend clean yard
C	[G7 - C]
If we no go, grandma	gotta work hard
C	[F - C]
You know my grandma, she like the	poi real sour
C	[G7 - C]
I love my grandma every	minute, every hour (On the ...)

REPEAT CHORUS

ENDING

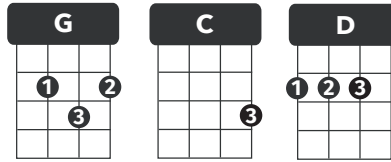
C	G7	C	C
From the mountain to the ocean,	from the windward to the leeward side		
C	G7	C	[tag C / G7 / C /]
From the mountain to the ocean,	from the windward to the leeward side		

LOVE ME DO

by Lennon/McCartney, 1962

Watch the [Play-Along on YouTube](#) // Watch the [January 2016 Patreon Live Lesson](#)

Ukulele arrangement by Cynthia Lin, <http://cynthialin.com/ukulele>



Shuffle strum: 1 syncopated island strum per chord; / = single strum

INTRO x 4: **G C**

VERSEx2 **G** **C** **G** **C** **G** **C**
 Love, love me do you know I love you I'll al-ways be true
 C **C** **C/**
 so pleee- eeee- ease...
 G **C** **G** **C**
 Love me do-o, whoa-oh, love me do

BRIDGE **D** **D** **C** **G**
 Someone to love, somebody new
 D **D** **C** **G/** **G//**
 Someone to love, someone like you

VERSE **G** **C** **G** **C** **G** **C**
 Love, love me do you know I love you I'll al-ways be true
 C **C** **C/**
 so pleee- eeee- ease...
 G **C** **G** **C**
 Love me do-o, whoa-oh, love me do

REPEAT BRIDGE (Harmonica Solo)

VERSE with END TAG:

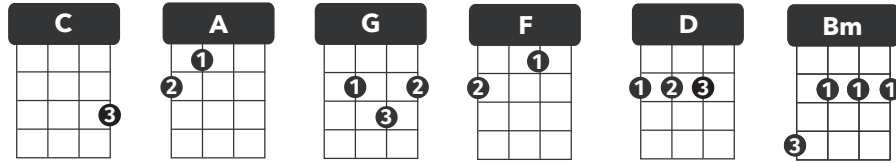
G **C** **G** **C** **G** **C**
 Love, love me do you know I love you I'll al-ways be true
 C **C** **C/**
 so pleee- eeee- ease...
 G **C** **G** **C**
 Love me do-o, whoa-oh, love me do
 G **C** **G** **C** **end G/**
 Yeah, love me do! whoa-oh, love me do

PROUD MARY

by John Fogerty, 1969

Watch the [YouTube Play-Along](#) | Watch the [April 2020 Patreon Live Lesson](#)

Ukulele arrangement by Cynthia Lin, <http://cynthialin.com/ukulele>



chucking strum: [du Xu du Xu] per chord, X = chuck; INTRO & BREAK downstrums with *knock

INTRO [C// A/]* [C// A/]* [C// A/ G/] [F // // /] D D
 advanced: du u du u du u u u u u d d

VERSE D D D D
 Left a good job in the city workin for the man every night and day
 D D D D
 and I never lost one minute of sleepin' worryin bout the way things might've been

CHORUS A A Bm G
 Big wheel keep on turnin' Proud Mary keep on burnin'
 D D D D
 Rollin' rollin' rollin' on the river

VERSE D D D D
 Cleaned a lot of plates in Memphis pumped a lot of pain down in New Orleans
 D D D D
 But I never saw the good side of the city till I hitched a ride on a river boat queen

CHORUS A A Bm G
 Big wheel keep on turnin' Proud Mary keep on burnin'
 D D D D
 Rollin' rollin' rollin' on the river

BREAK [C// A/]* [C// A/]* [C// A/ G/] [F // // /] D D

VERSE D D D D
 If you come down to the river bet you're gonna find some people who live
 D D D D
 you don't have to worry if you got no money people on the river are happy to give

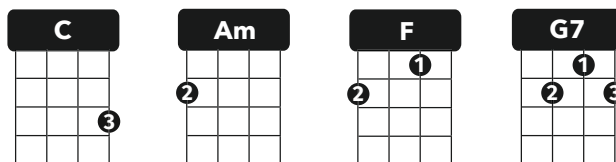
CHORUS A A Bm G
 Big wheel keep on turnin' Proud Mary keep on burnin'
 D D D D
 Rollin' rollin' rollin' on the river
 D D D D
 Rollin' rollin' rollin' on the river

END [C// A/]* [C// A/]* [C// A/ G/] [F // // /] D/

LESSON 4

STAND BY ME

by Ben E. King, Jerry Leiber and Mike Stoller



1 2 & 3 & 4 &

ISLAND STRUM: d - | d u | *(drop) u | d u

*remember to drop your hand so you can come back up - it helps to say the word "drop"

TIMING: one island strum per chord

VERSE 1

C	When the night has	C	come,	Am	And the land is dark
F	And the moon is the	G7	only light we'll	C	see
C	No I won't be	C	a-fraid,	Am	no I won't be
F	Just as long as you	G7	stand,	C	stand by me,
				Am	And darlin', darlin'

CHORUS

C	<u>Stand</u> by me, oh	C	oh	Am	<u>stand</u> by me
F	oh <u>stand</u>	G7	Stand by me,	C	stand by me

practice singing just the underlined syllables to build your singing-while-playing skills

VERSE 2

C	If the sky that we	C	look upon,	Am	Should tumble and fall
F	And the mountains should	G7	crumble	C	to the sea
C	I won't cry,	C	I won't cry,	Am	no I won't shed a tear
F	Just as long as you	G7	stand,	C	stand by me,
				Am	And darlin', darlin'

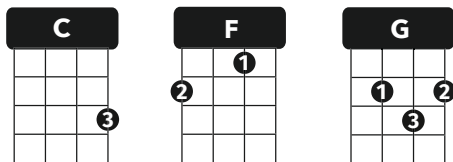
CHORUS x 2

C	<u>Stand</u> by me, oh	C	oh	Am	<u>stand</u> by me
F	oh <u>stand</u>	G7	Stand by me,	C	stand by me

LESSON 1

THREE LITTLE BIRDS

by Bob Marley



SIMPLE DOWN STRUM: $\overset{1}{d} \mid \overset{2}{d} \mid \overset{3}{d} \mid \overset{4}{d}$
TIMING: 4 strums per chord

CHORUS	C Don't worry	C about a thing
	F Cause every little thing	C is gonna be al-right
	C Singin' don't worry	C about a thing
	F Cause every little thing	C is gonna be al-right
VERSE	C Rise up this morning,	G smiled with the rising sun
	C Three little birds	F pitch by my doorstep
	C Singing sweet songs	G of melodies pure and true
	F Sayin' "this is my	C message to you"

HOW TO PRACTICE: 5 minutes a day is good for your brain and good for your soul!

- 1 Always remember to tune your uke before you practice
- 2 Your fingertips may hurt at first - practicing 5 to 10 minutes a day will keep them from hurting too much and allow your fingertips time to build callouses.
- 3 Strum each chord clearly before you begin playing the song. You can practice transitioning between the chords as an exercise.
- 4 Check your handshake position, make sure the palm is curled and the knuckles are curled.
- 5 You can use the lesson tutorials for review at <http://youtube.com/cynthialinmusic>
- 6 There are tons of ukulele chord charts online - search for the song you want to play and give it a shot. Have fun!

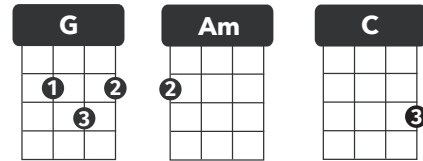
WHAT'S UP?

by Linda Perry (4 Non Blondes), 1993

Watch the [July 2020 Patreon Beginner Lesson](#)

Ukulele arrangement by Cynthia Lin, <http://cynthialin.com/ukulele>

counts: 1 & 2 & 3 & 4 &
basic rock strum: [D d D du D d D du]
extended rock strum: [D d D dU ud Du du]
vs backbeat strum: [d D d D d D d D d D]
reggae strum: [x D x D x D x D]
half-time reggae: [d Du X uDu d Du X uDu]



INTRO **G Am C G**

VERSE1 **G Am**
25 years and my life is still, Tryin' to get up that great big hill of
C G
hope for a desti-nation
G Am
I realized quickly when I knew I should that the world was made up of this brotherhood of
C G
man, or whatever that means

PRE-CHORUS **G Am**
And so I cry sometimes when I'm lying in bed, just to get it all out what's in my head
C G
and I, I am feeling a little pe-culiar
G Am
So I wake in the morning and I step outside, and I take a deep breath and I get real high
C G
And I scream from the top of my lungs "What's going on?"

CHORUS x 2 **G Am C G**
And I say, hey-ey-ey Hey-ey-ey I say "Hey, what's going on?"

VERSE2 **G Am C G**
And I try Oh my God, do I try I try all the time in this insti-tution
G Am C G
And I pray Oh my God, do I pray I pray every single day for a revo-lution

REPEAT PRE-CHORUS + CHORUS

OUTRO **G Am**
25 years and my life is still, Tryin' to get up that great big hill of
C G
hope for a desti-nation